aparian

DeviceNet Router

DeviceNet to Ethernet Router

DeviceNet - Ethernet interface

PanelView replacement

PLC5, SLC DeviceNet

DeviceNet Diagnostics

DIN Rail Mount

Easy to configure

The DeviceNet Router provides an efficient method of bridging between DeviceNet and Ethernet networks.



The module exchanges Class 1 IO data, which is derived from an Ethernet source, with a DeviceNet scanner using the polling method. The size of the produced and consumed data is user-configurable up to 128 bytes.

The IO data can be accessed via Ethernet using either the PCCC or EtherNet/IP protocols. The former allows the module to emulate user-defined PLC5-type data files simplifying the data exchange with PLCs, SLCs, PanelViews etc.

The DeviceNet Router is easily configured using the Aparian Slate environment. RSNetworx for DeviceNet is used to map the device's data to the DeviceNet scanner (e.g. 1771-SDN or 1756-DNB).

Diagnostic information on the module is available via a user-configurable data file, or via an EtherNet/IP message.



Example

In the following example a DeviceNet PanelView (2711P-B12C10D2) is replaced with an Ethernet PanelView (2711P-B12C4A9).

The DeviceNet Router is configured at Node 6, with a produced data size of 16 bytes and consumed data size of 120 bytes, mapped to virtual data files of N31 and N33 respectively.

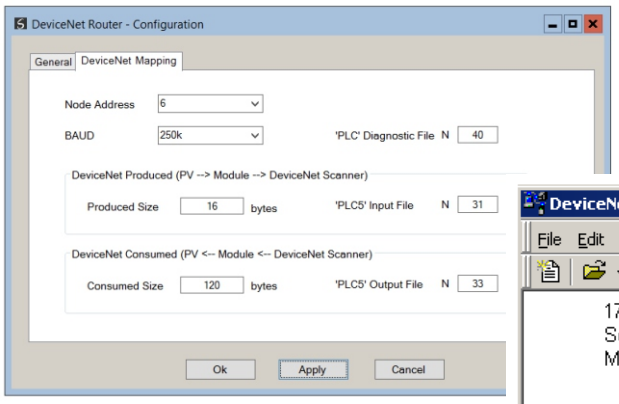



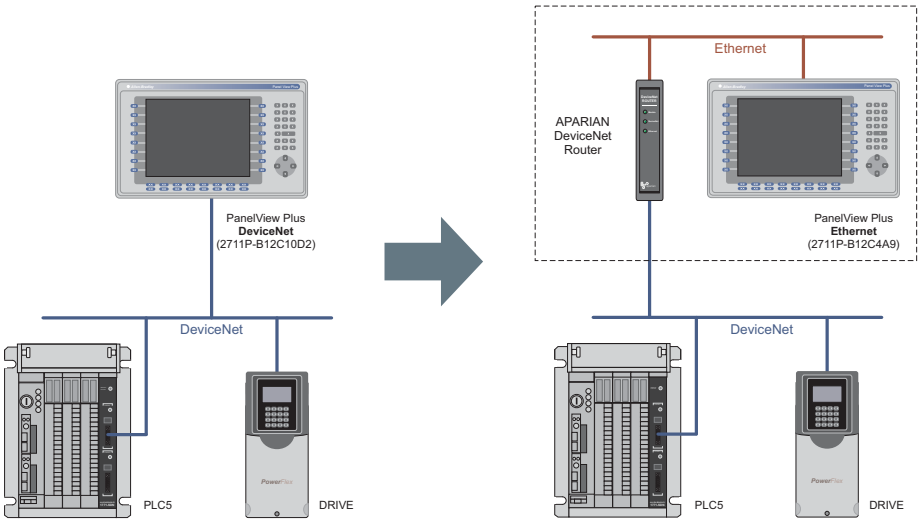

Specifications

c UL us LISTED
CL 1 DIV 2 GRP A,B,C,D
E494895

CE

Parameter	Rating
Power requirements	10 - 28 VDC (70mA @ 24VDC)
Operating temperature	-20 - 70 °C
DeviceNet BAUD	125k, 250k, 500k
DeviceNet IO Size	Produced : 0-128 bytes, Consumed 0-128 bytes.
Ethernet	10/100 Mbps, Full/Half Duplex, Auto-MIDX

DeviceNet Router

A-DNETR

Aparian Inc.

24 Twain Str
Irvine,
CA, 92617

Tel. (949) 445 4109
sales@aparian.com
www.aparian.com

aparian